 <b>CKRA</b> WP04A Series WallPack LED Wallpack Lighting	Cat.#	Fixture Code:
	Project:	Approvals:

**PRODUCT IMAGE(S)**



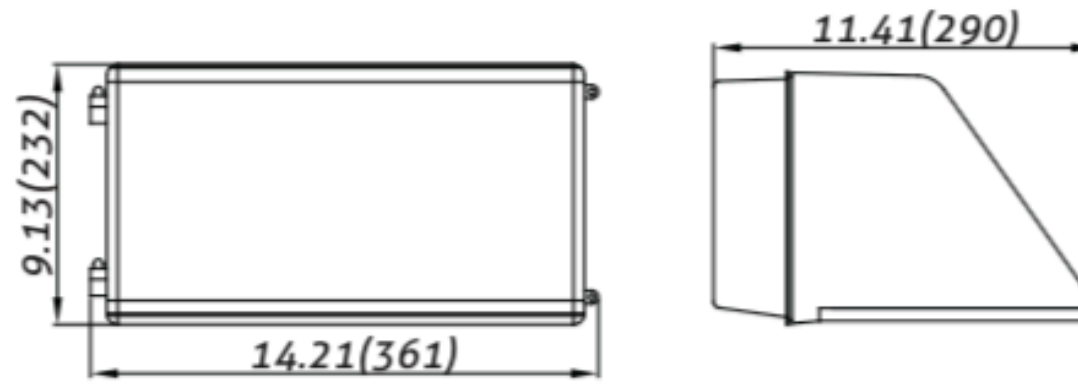
**SPECIFICATIONS**

01. Corrosion resistant, rugged die-cast aluminum housing with powder coat paint finish.
02. The front view tempered glass lens is 95% efficient minimizing light loss.
03. IP65 grade suitable for outdoor application.
04. All screws are stainless to make sure no rusty.
05. Direct replacement for 100 watt – 250 watt traditional style HID wallpacks
06. Lens with rubber inside to make sure IP65. Easy to open fixture, quick access to electric.
07. Wall mounted as standard, one person can finish installation, save labor cost.
08. IP67 driver and ROHS compliant, ambient operating temperature -40°C to 40°C.
09. ETL and DLC listed.
10. Button on photocell and SPD is available as optional.
11. 120-277V/347V/480V

**APPLICATIONS**

Outdoor wall mount light Typically found on office buildings, government buildings, hospitals, college campuses, hotels, stores, and some residential settings.

**DIMENSIONS (inch/mm)**



**Option**



10KV SPD



Button On Photocell

**ORDERING INFORMATION**

Product Code	Mount	Watt	Distribution Type	Voltage	CCT	Lumen	LPW	Weight	Packing Size	Finish
WP04A	Wall Mounted	40W	Type 5	120-277V 347-480V	4000K 5000K	4909.65	114.26	4.5 Kg	Master carton(1pcs) 420*290*350cm	Bronze (RAL8019)
		60W	Type 5			6904.46	109.28	4.9 Kg		
		80W	Type 5			8637.75	107.47	5.1 Kg		

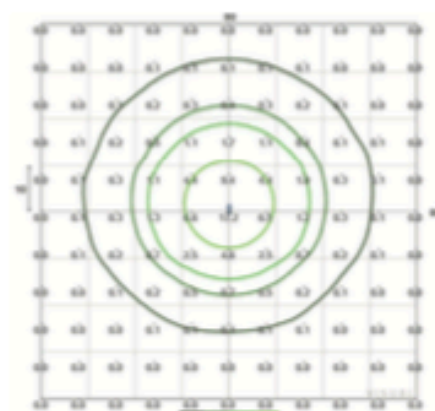
Note: 347V and 480V are available for all watt.

**ORDERING INFORMATION - MADE TO ORDER**

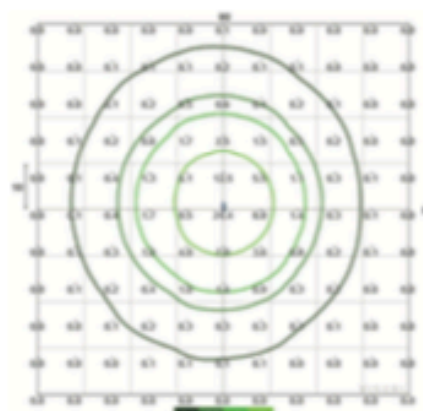
<b>WP04A</b>	-		-		-		-		-	
Product Series	Watt	CCT	Voltage	Mount	Distribution	Control Option	Finish			
WP04A	40 = 40W(1050mA) 60 = 60W(1500mA) 80 = 80W(1875mA)	40K = 4000K 50K = 5000K	UL = 120-277V UH = 347-480V	WM = Wall Mounted	T4 = Type 4	BP = Botton Photocell D = 1-10V Dimming S = SPD 10KV	BZ = Brozen CC = Custom Color			

**Distribution**

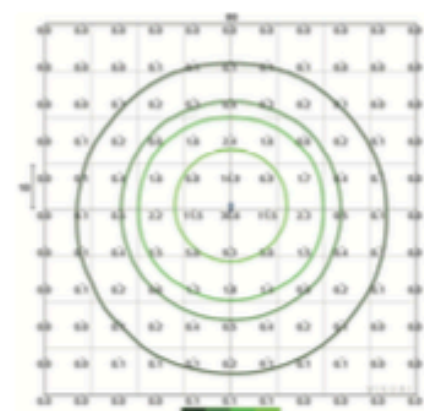
- LEGEND**
- 0.1 fc
  - 0.5 fc
  - 1.0 fc
  - 5.0 fc



40W (Type 5)



60W (Type 5)



80W (Type 5)

Isofootcandle plots = ALL Models in 5000K CCT @ 10' (3.048 m) mounting height. Distances are in units of mounting height.